

**2010 Summer Kickoff**  
**June 11-13, 2010**  
**11/12<sup>th</sup> Grade Boys**

<b>Pool A</b>	<b>W</b>	<b>L</b>	<b>Pool B</b>	<b>W</b>	<b>L</b>	<b>Pool C</b>	<b>W</b>	<b>L</b>
1. KS Players	II	I	5. OK Explosion	III		9. Kansas Redhawks	III	
2. MN Gamblers Last Grass Roots	III		6. SA Elite – Team USA	I	II	10. Louisiana Warriors		III
3. Emporia Prime Time		III	7. Wichita Swish		III	11. Kansas Stacked	II	I
4. Denco - OK	I	II	8. Iowa Thunder	II	I	12. KS Patriots	I	II

<b>Pool D</b>	<b>W</b>	<b>L</b>	<b>Pool E</b>	<b>W</b>	<b>L</b>	<b>Pool F</b>	<b>W</b>	<b>L</b>
13. Junction City		III	17. KC Legacy	II	I	21. Colorado Springs Jags		III
14. Kansas Select 17	III		18. Wichita T-Wolves	III		22. Servants OK Horton	II	I
15. KC Premiere Select	II	I	19. Team KS	I	II	23. Razzle Dazzlers of Fantazz Magazzles	II	I
16. GC Buffs I	I	II	20. Red Raiders - KS		III	24. Lee's Summit Bomb Squad	II	I

<b>Pool G</b>	<b>W</b>	<b>L</b>	<b>Pool H</b>	<b>W</b>	<b>L</b>	<b>Pool I</b>	<b>W</b>	<b>L</b>
25. Memphis Trailblazers	III		29. Respect – OK	II	I	33. KC Inferno	II	I
26. Servants OK Black		III	30. Kansas Select 16	III		34. OKC Heat	III	
27. Kansas Warriors	I	II	31. Dodge City Demons	I	II	35. Andover Trojans	I	II
28. Kansas Suns	II	I	32. TX – Overtime Select		III	36. NHHS Small Town Ballers		III

<b>Pool J</b>	<b>W</b>	<b>L</b>	<b>Pool K</b>	<b>W</b>	<b>L</b>	<b>Pool L</b>	<b>W</b>	<b>L</b>
37. GC Mavericks – KS	I	II	41. Newton Railers	II	I	45. Lansing Lions	III	
38. Goddard – KS	III		42. Lakin Blue Devils		III	46. Augusta Orioles	II	I
39. CC Collision	I	II	43. KC Lightning	I	II	47. SCC Titans – KS		III
40. Boondock Saints - KS	I	II	44. Nowata Ironmen - OK	III		48. Burlingame	I	II

<b>Pool M</b>	<b>W</b>	<b>L</b>	<b>Pool N</b>	<b>W</b>	<b>L</b>	<b>Pool O</b>	<b>W</b>	<b>L</b>
49. Wamego Raiders	I	II	53. Washington County	II	I	57. GC Buffs – 2	I	II
50. South Gray Rebels	I	II	54. Stockton Tigers		III	58. Haven	III	
51. Waverly Young Guns	I	II	55. Elbing – KS	I	II	59. Herrington	II	I
52. Rose Hill	III		56. G-Wolves - KS	III		60. Attica Finishers		III

<b>Pool P</b>	<b>W</b>	<b>L</b>
61. Ulysses Tigers		III
62. Nickerson	I	II
63. Santa Fe Trail Chargers	II	I
64. Oklahoma Hawks Elite	III	

Games played at Hutchinson High School, Hutchinson Elem, and Nickerson High School

The top 2 teams in pools A-H to Bracket A. Others to Bracket B.

The top 2 teams in pools I-P to Bracket B. Others to Bracket C.

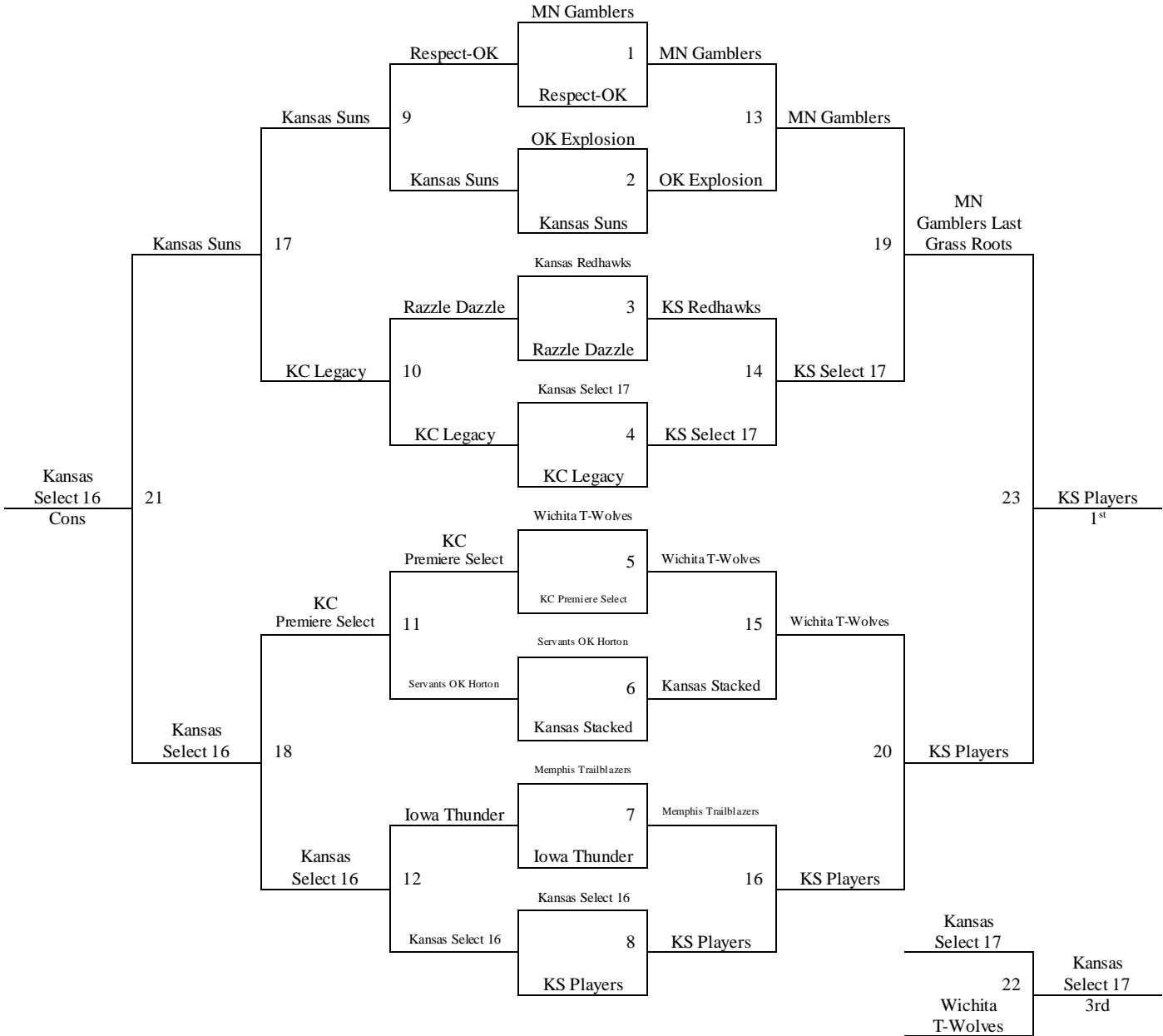
**2010 Summer Kickoff  
June 11-13, 2010  
11/12<sup>th</sup> Grade Boys**

<b>Friday</b>	<b>Hutch HS 1</b>	<b>Hutch HS 2</b>	<b>Hutch HS S.</b>	<b>Hutch HS N.</b>	<b>Hutch 8<sup>th</sup></b>	<b>Hutch 7th</b>	<b>Nick HS 1</b>	<b>Nick HS 2</b>
3:15	17-18	19-20	58-60	57-59	41-42	5-7	46-48	39-40
4:20	33-35	34-36	53-54	55-56	43-44	13-14	45-47	37-38
5:25	17-19	18-20	57-58	59-60	30-31	21-23	49-51	50-52
6:30	33-34	35-36	1-3	9-11	5-6	7-8	29-32	45-46
7:35	17-20	18-19	13-15	14-16	41-43	42-44	37-39	47-48
8:40	33-36	34-35	27-28	10-12	49-50	51-52	38-40	30-32
9:45	1-2	3-4	15-16	61-62	63-64	6-8	25-26	29-31
<b>Saturday</b>	<b>Hutch HS 1</b>	<b>Hutch HS 2</b>	<b>Hutch HS S.</b>	<b>Hutch HS N.</b>	<b>Hutch 8<sup>th</sup></b>	<b>Hutch 7th</b>	<b>Nick HS 1</b>	<b>Nick HS 2</b>
8:00	21-22	23-24	9-10	11-12	53-55	54-56	41-44	42-43
9:05	25-27	26-28	61-63	62-64	37-40	38-39	29-30	31-32
10:10	21-24	22-23	1-4	2-3	57-60	58-59	45-48	46-47
11:15	5-8	6-7	9-12	10-11	49-52	50-51	53-56	54-55
12:20	25-28	13-16	22-24	2-4	61-64	62-63	14-15	26-27
1:25	-	-	-	-	-	-	-	-
2:30	G25 34 FF	G26 6	G28 12	G31 45	G34 24	G35 56	G37 58	G38 31
3:35	G24 4	G27 38	G29 21	G30 16	G32 19	G33 52	G36 27	G39 64
4:40	G71 35	G72 37	G73 54	G74 50	G75 49	G76 55	G77 40	G78 62
5:45	G1 2	G2 5	G3 9	G4 14	G5 18	G6 11	G7 25	G8 1
6:50	G40 63	G41 59	G42 53	G43 20	G44 46	G45 10	G46 7	G47 33
7:55	G48 4	G49 6	G50 12	G51 45	G52 19	G53 56	G54 27	G55 64
9:00	G79 61	G83 37	G80 48	G84 50	G81 42	G85 55	G82	G86 62
10:05	-	-	-	-	-	-	-	-
<b>Sunday</b>	<b>Hutch HS 1</b>	<b>Hutch HS 2</b>	<b>Hutch HS S.</b>	<b>Hutch HS N.</b>	<b>Hutch 8<sup>th</sup></b>	<b>Hutch 7th</b>	<b>Nick HS 1</b>	<b>Nick HS 2</b>
8:00	G9 28	G10 17	G11 15	G12 30	-	-	-	-
9:05	G13 2	G14 14	G15 18	G16 1	-	-	G87 61	-
10:10	G56 63	G57 20	G58 10	G59 33	-	-	G88 42	-
11:15	G60 6	G61 12	G62 56	G63 64	-	-	G89 37	-
12:20	G19 2	G20 1	G17 28	G18 30	-	-	G90 62	-
1:25	G66 12	G67 64	G64 20	G65 10	-	-	G91 61	-
2:30	G23 1	G22 14	Open	G21 30	-	-	G92 55	-
3:35	G70 64	G69 56	Open	G68 20	-	-	G93 62	-
4:40								
5:45								
6:50								

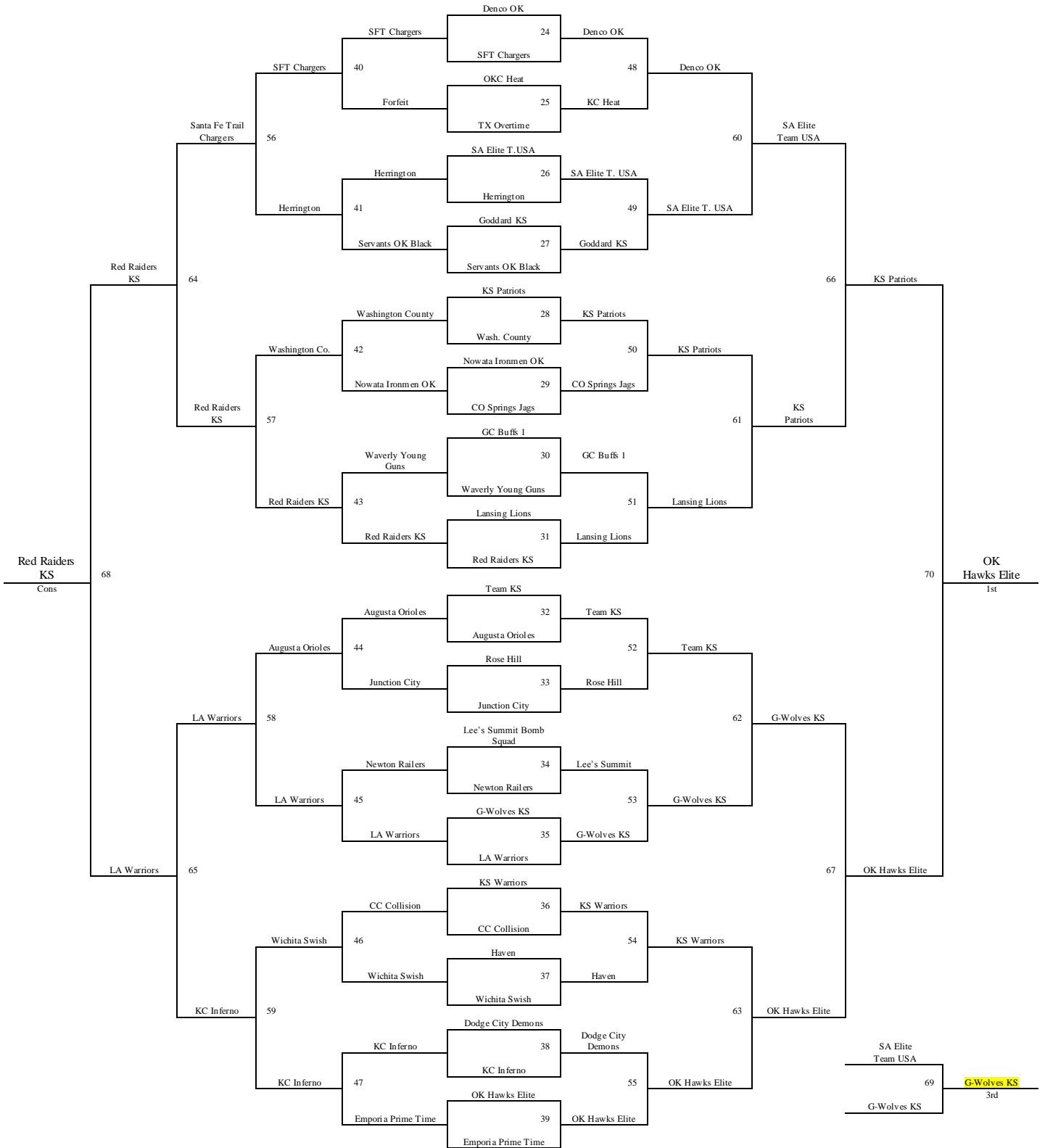
Hutch HS 1 and 2 = Hutchinson High School Courts 1 and 2 (Salt Hawk Center)  
Hutch HS S. = Hutchinson High School South Gym (JV Gym)  
Hutch HS N. = Hutchinson High School North Gym  
Hutch 7th = Hutchinson 7<sup>th</sup> Grade Center  
Hutch 8th = Hutchinson 8th Grade Center  
Nick HS 1 and 2 = Nickerson High School Courts 1 and 2

**2010 Summer Kickoff  
June 11-13, 2010  
11/12<sup>th</sup> Grade Boys**

**Bracket A**



**2010 Summer Kickoff  
June 11-13, 2010  
11/12<sup>th</sup> Grade Boys  
Bracket B**



**2010 Summer Kickoff  
June 11-13, 2010  
11/12<sup>th</sup> Grade Boys  
Bracket C**



**2010 Summer Kickoff  
June 11-13, 2010**

**11/12<sup>th</sup> Grade Girls**

<b>Pool A</b>	<b>W</b>	<b>L</b>	<b>Pool B</b>	<b>W</b>	<b>L</b>	<b>Pool C</b>	<b>W</b>	<b>L</b>
1. Wichita Tigers	II	I	5. Western IA Express		III	9. KS Twisters	III	
2. CO Springs Lady Hawks	I	II	6. KS Dream Team	III		10. Ell - Saline		III
3. OK – COS		III	7. Edmond OK Sparks	II	I	11. KS Komets – Smith	I	II
4. NE - LATR	III		8. NE Comhusker Shooting Stars	I	II	12. Goddard - KS	II	I

<b>Pool D</b>	<b>W</b>	<b>L</b>	<b>Pool E</b>	<b>W</b>	<b>L</b>	<b>Pool F</b>	<b>W</b>	<b>L</b>
13. OKC Showtime	I	II	17. NE Lazars	I	II	21. CO Elite	III	
14. KS Comets – Henry	II	I	18. MO Firebirds	I	II	22. KS Bright Stars		III
15. OK SCU Hoops 11 <sup>th</sup>	III		19. KS Twin Lakes Stars	III		23. OK K2A Sonics	I	II
16. CO Springs Gold		III	20. OK SCU Air Hoops	I	II	24. Junction City Lady Jays	II	I

<b>Pool G</b>	<b>W</b>	<b>L</b>	<b>Pool H</b>	<b>W</b>	<b>L</b>	<b>Pool I</b>	<b>W</b>	<b>L</b>
25. OK Respect	I	II	29. KS Tornadoes		III	33. Mac Lady Pups	III	
26. KS All Around Hoops	I	II	30. IA Lighting Black	III		34. Wichita East	I	II
27. CO Springs Lady Magic	III		31. NM 4 Corners Spears	I	II	35. OK Ballerz Gold		III
28. IA Lighting Scarlet	I	II	32. Tulsa Lady Jammers	II	I	36. KS BGC Hawks	II	I

<b>Pool J</b>	<b>W</b>	<b>L</b>	<b>Pool K</b>	<b>W</b>	<b>L</b>	<b>Pool L</b>	<b>W</b>	<b>L</b>
37. Newton Railers	III		41. Gardner Blazers	III		45. Lyndon Lady Tigers I	III	
38. Okeene OK Lady Whippets		III	42. SW KS Lady Hawks	I	II	46. Udall Flames	I	II
39. AR Ice	I	II	43. Jefferson Co. North	II	I	47. Mid MO Lady Deuces	II	I
40. Garden City Lady Hawks	II	I	44. Maize South Mavs		III	48. Neodesha		III

<b>Pool M</b>	<b>W</b>	<b>L</b>	<b>Pool N</b>	<b>W</b>	<b>L</b>
49. OK High Plains Storm	III		53. IA Lighting Silver	III	I
50. Derby	I	III	54. Wichita Wolfpack		III
51. Topeka Aces	I	III	55. Clearwater Indians	I	III
52. Wichita Aces	II	II	56. KS Lady Suns	III	I
58. South Barber	II	II	57. Owasso OK Storm	III	I

Games played at Andover High School, Andover Central High School, Wichita State University, Wichita East High School and Sunrise Christian School

The top 2 teams in pools A-H to bracket A. Others to Bracket B.  
The top 2 teams in pools I-N to bracket B. Others to Bracket C.

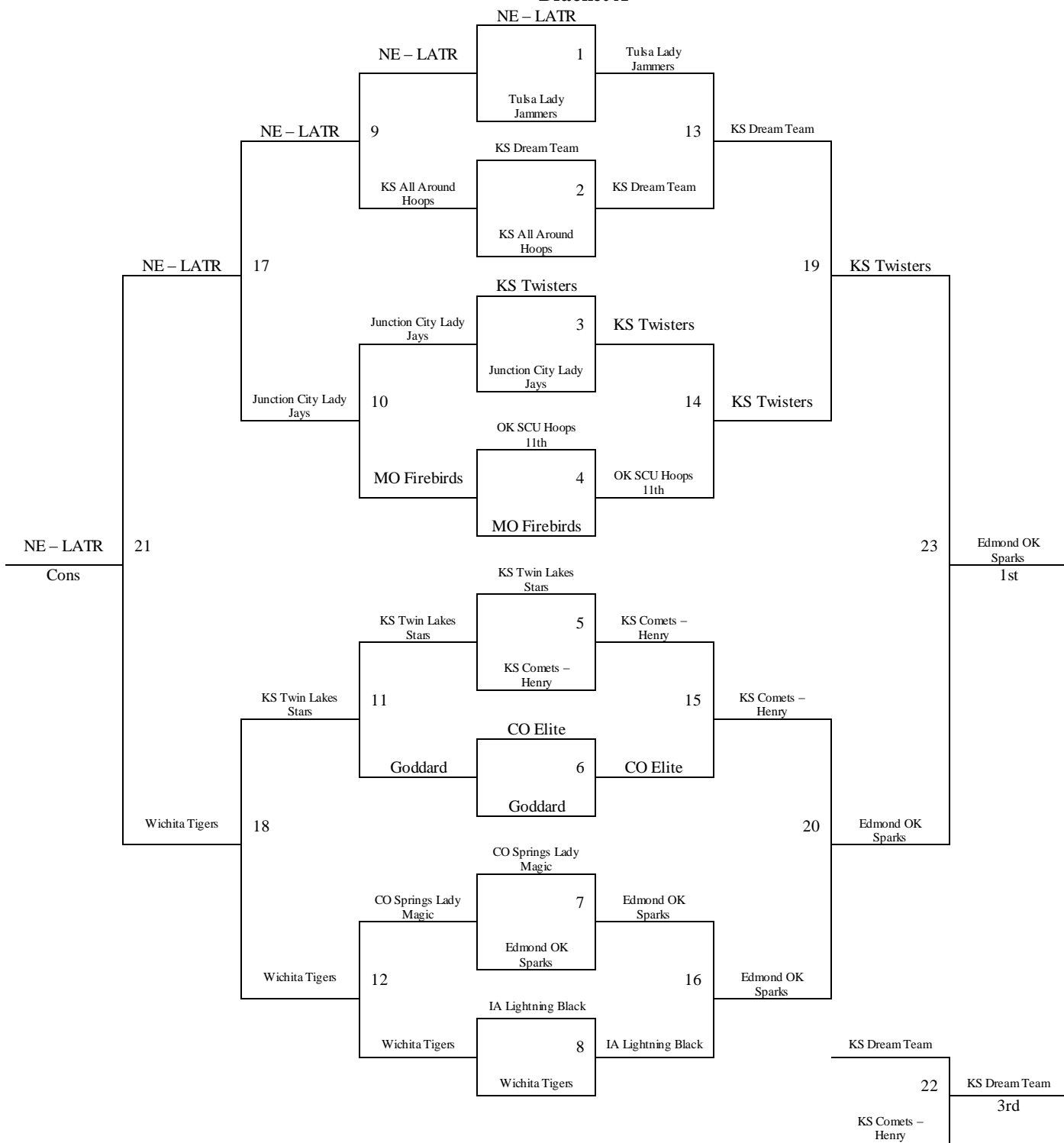
**2010 Summer Kickoff  
June 11-13, 2010**

**11/12<sup>th</sup> Grade Girls**

<b>Friday</b>	<b>And HS 1</b>	<b>And HS 2</b>	<b>AC HS 1</b>	<b>AC HS 2</b>	<b>WSU 1</b>	<b>WSU 2</b>	<b>WSU 3</b>	<b>WE HS</b>	<b>Sunrise</b>
12:00	-	-	-	-	-	-	-	-	-
1:05	-	-	-	-	-	-	-	-	-
2:10	-	-	-	-	-	-	-	-	-
3:15	-	-	53-54	55-56	45-46	47-48	37-38	41-42	1-2
4:20	-	-	49-50	51-52	33-34	35-36	39-40	43-44	3-4
5:25	-	-	5-6	7-8	13-14	45-47	46-48	17-18	9-10
6:30	-	-	53-55	54-57	15-16	21-22	23-24	19-20	11-12
7:35	-	-	49-51	50-58	25-26	27-28	37-39	29-30	45-48
8:40	-	-	54-56	53-57	41-43	42-44	38-40	31-32	46-47
9:45	33-35	34-36	50-52	49-58	1-3	2-4	5-7	6-8	-
<b>Saturday</b>	<b>And HS 1</b>	<b>And HS 2</b>	<b>AC HS 1</b>	<b>AC HS 2</b>	<b>WSU 1</b>	<b>WSU 2</b>	<b>WSU 3</b>	<b>WE HS</b>	<b>Sunrise</b>
8:00	-	-	9-11	10-12	13-15	14-16	17-19	18-20	21-23
9:05	-	-	49-52	51-58	25-27	26-28	41-44	42-43	22-24
10:10	-	-	53-56	55-57	29-31	30-32	1-4	5-8	37-40
11:15	-	-	50-51	52-58	9-12	34-35	2-3	6-7	38-39
12:20	17-20	18-19	54-55	56-57	10-11	13-16	14-15	21-24	33-36
1:25	-	-	30-31	-	25-28	26-27	29-32	22-23	-
2:30	-	-	-	-	-	-	-	-	-
3:35	G71	G72	G73	G74	G27	G76	G26	G29	G75
4:40	G31	G39	G37	G36	G35	G34	G25	G30	G33
5:45	G5	G6	G7	G8	G1	G2	G3	G4	-
6:50	G55	G77	G54	G79	G48	G45	G41	G49	G78
7:55	G43	G51	G46	G80	G82	G53	G52	G50	G81
9:00	G15	G11	G16	G12	G13	G9	G10	G14	-
10:05	-	-	-	-	-	-	-	-	-
<b>Sunday</b>	<b>And HS 1</b>	<b>And HS 2</b>	<b>AC HS 1</b>	<b>AC HS 2</b>	<b>WSU 1</b>	<b>WSU 2</b>	<b>WSU 3</b>	<b>WE HS</b>	<b>Sunrise</b>
8:00	-	-	G56	G57	G60	G61	G62	G63	-
9:05	-	-	G58	G59	G19	G17	G18	G64	-
10:10	-	-	G83	G84	G20	G66	G67	G65	-
11:15	-	-	G85	G86	G21	G69	-	G68	-
12:20	-	-	G87	-	G22	G70	-	-	-
1:25	-	-	G89	G88	G23	-	-	-	-
2:30	-	-	-	-	-	-	-	-	-
3:35	-	-	-	-	-	-	-	-	-
4:40	-	-	-	-	-	-	-	-	-
5:45	-	-	-	-	-	-	-	-	-
6:50	-	-	-	-	-	-	-	-	-

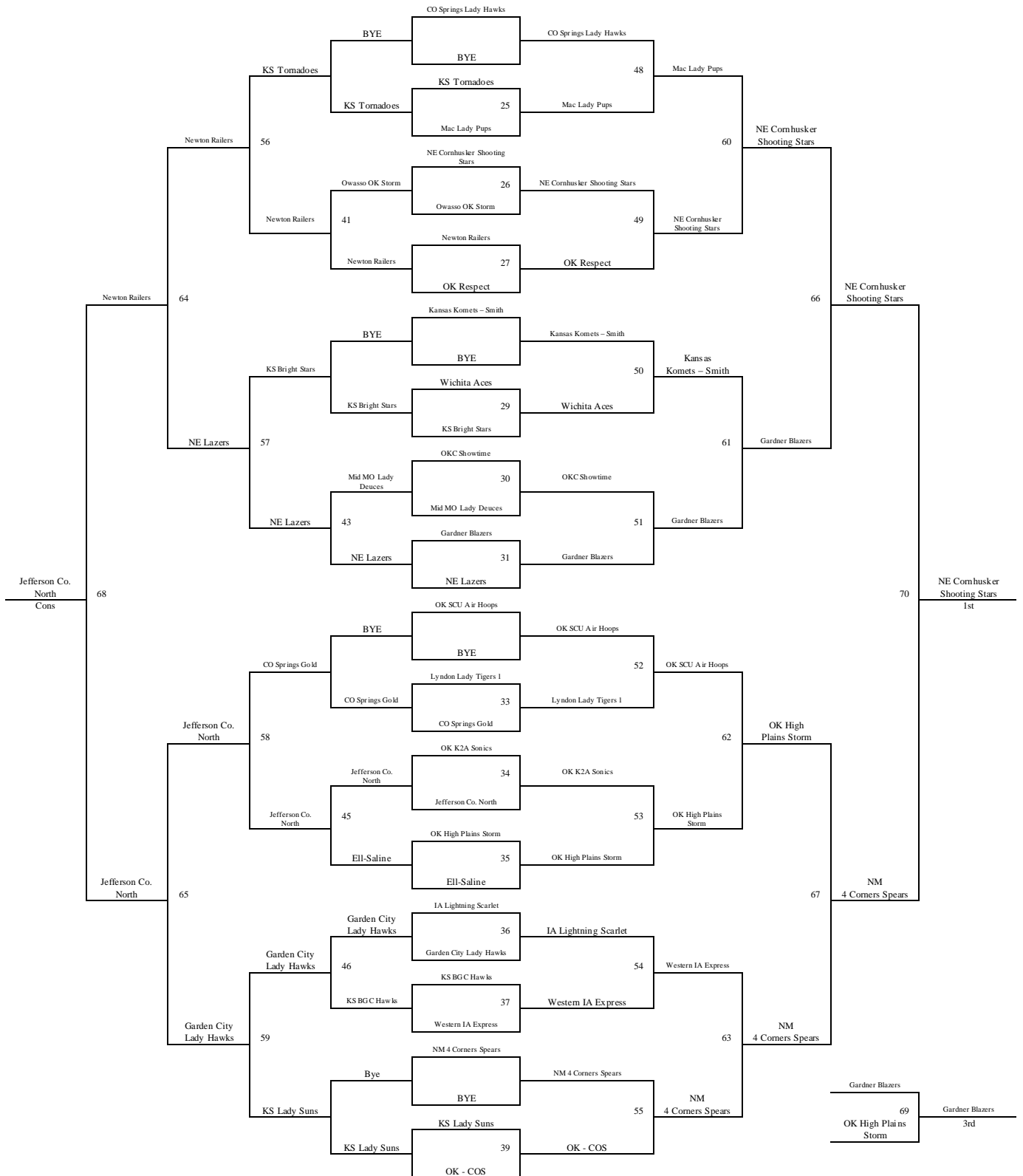
And HS 1-2 = Andover High School Courts 1 and 2  
 AC HS 1-2 = Andover Central High School Courts 1 and 2  
 WSU 1-3 = Wichita State University Courts 1-3  
 WE HS = Wichita East High School  
 Sunrise = Sunrise Christian School

**2010 Summer Kickoff  
June 11-13, 2010  
11/12<sup>th</sup> Grade Girls  
Bracket A**

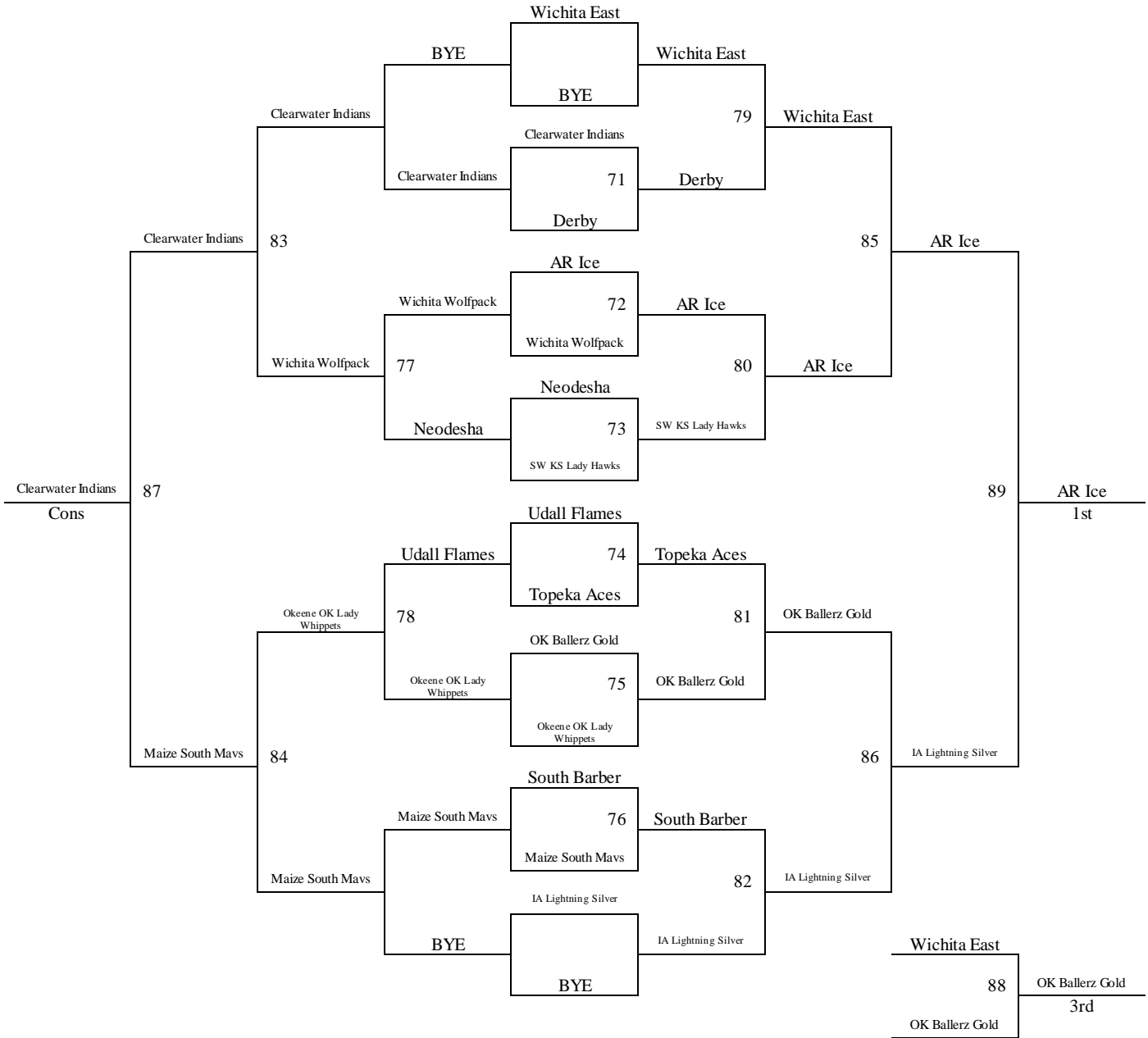




**2010 Summer Kickoff  
June 11-13, 2010  
11/12<sup>th</sup> Grade Girls  
Bracket B**



**2010 Summer Kickoff  
June 11-13, 2010  
11/12<sup>th</sup> Grade Girls  
Bracket C**



## Gym Directions 2010

### **PLEASE ALLOW PLENTY OF TRAVEL TIME TO YOUR FIRST GAME; ROAD CONSTRUCTION MAY SLOW DOWN TRAVEL.**

Below are directions to our various playing sites for 2010. Kansas is a rural state, so remember some driving time is required. Allow time when locating your game site. If you have specific questions please do not hesitate to call our offices at 316-284-0354 and do not hesitate to ask local people for directions. All directions are from I-135 North & South from Wichita to Salina. There are shorter ways if you take smaller highways.

#### **Andover:**

##### **Andover High School: 1744 N. Andover Rd. Andover, KS 67002**

From the west take 21<sup>st</sup> St. out of Wichita east into Andover-to-Andover Road. Turn right (south) for 4 blocks and you will see the high school on the east side of the road.

From the north: take I-135 south to the 29<sup>th</sup> St./K-96 exit. Go east on K-96 bypass to 21<sup>st</sup> St., turn east (left) and go to Andover Road. Turn right (south) for 4 blocks and you will see it on the east side of the road.

##### **Andover Central High School: 603 E. Central Andover, KS 67002**

From the west: take Central St. out of Wichita into Andover. Go 2 blocks east of Andover Road and the school is on the south side of the street.

From the north: take I-135 south to the 29<sup>th</sup> St./K-96 exit. Go east on K-96 bypass to 21<sup>st</sup> St., turn east (left) and go to Andover Road. Turn right (south) and go 2 miles to central. Turn left (east) for 2 blocks and you will see the school on the south side of the road.

#### **Augusta:**

##### **Augusta Middle School: 1001 State St. Augusta, KS 67010**

From the west take 54 Highway into Augusta to State Street, turn left (north) for 2 blocks and you will see the school. Middle School gym entrance is on Clark St (south side).

Coming from the South take Kellogg exit from I35 (not turnpike). Go East 15 miles to Augusta on HW 54. Turn left on Osage street.(right before bridge) Then immediately right onto Main St. On Main look for Ohio St and turn north onto Ohio. The HS is on the East side of the road.

From KS Turnpike (I-35) take the El Dorado exit #71 and take 254 East towards Wichita, Towanda. Take the Ohio St exit South to Augusta.

Park on South side of school near FB stadium.

#### **BEL AIRE:**

##### **Sunrise Christian Academy (Bel Aire, KS): 5500 E. 45<sup>th</sup> St. N, Bel Aire, KS 67220**

*From the North or South:* Take I-135 to KS-254 exit 11A on the left to El Dorado. Take the 45<sup>th</sup> St. ramp to Hillside Ave. Turn slight onto E 45<sup>th</sup> N.

From El Dorado, Sunrise is 10-15 miles west and south of El Dorado. From 254 turn south on Exit 61, Woodlawn. South to 45<sup>th</sup> St. to Sunrise Christian Academy (underneath the water tower).

#### **BENTON: (Circle Middle School)**

##### **Circle MS: 375 West SW 20<sup>th</sup>, Benton, KS 67017 (If map-questing, this gym is technically in BENTON)**

If coming from the North on I-135: Take exit 14. Take a left on 61<sup>st</sup> ST leads to ramp for Hwy 254. Take HWY 254 to Benton exit. Turn South into town. Turn right at the first opportunity.

If coming from the South on I-135: Take exit 11A (Hwy 254). Take HWY 254 to Benton Exit. Turn South into town. Turn right at the first opportunity. Located on the far west side of Benton. Can see the school from HWY 254. New brick building.

## **CLEARWATER:**

### **Clearwater High School: 1201 East Ross Avenue (off of 103 St south), Clearwater KS 67026**

Coming from the South on I-135: Take exit **33** which is a few miles south of Wichita. Head west on 119<sup>th</sup> Street South also known as Hwy 53. Come to stop sign and take a right (heading north) onto Old Hwy 81 or Broadway Rd appx 2 miles. Then take a left on 103<sup>rd</sup> St South (Clearwater Rd) and head west approx. 9 miles and school will be on your left, the south side of the road.

Coming from the North on I-135. Continue through Wichita and take exit **39** onto Mead Dr. From there head west onto East 71<sup>st</sup> Street South. Take a left on Old 81 Hwy and head south until you reach 103<sup>rd</sup> street South and take a right to continue west until reaching the gym on the southside of the road.

## **El Dorado:**

### **El Dorado HS/Rec. Center: 401 McCollum Rd. El Dorado, KS 67042**

As you enter town on Central travel East to Main St. North on Main Street to the North edge of town. East on McCollum. If construction on McCollum, turn right one block south of McCollum. **PARK IN WEST PARKING LOT BY THE HIGH SCHOOL ENTRANCE.**

### **Butler County Community College: 901 South Haverhill Road. El Dorado KS 67042**

As you enter town East on Central, take a right on Haverhill Road to head south. College will be on your right.

## **Halstead:**

### ***Halstead Middle School(2 Gyms)-Halstead High School (2 Gyms)- Same Campus 521 W. 6<sup>th</sup>, Halstead, KS 67056***

4 Gyms located in Halstead.

Take Highway 50 exit west from I-135. Take the Halstead exit by the cemetery. This road becomes Halstead Main Street. Stay on Main until 4 way stop. Turn West on 6<sup>th</sup> St. at the 4 way stop. You will see the schools on the south side of the road.

## **Hesston:**

### **Hesston HS: 200 N. Ridge Rd. Hesston, KS 67062**

From I-135, Exit 40 west to Ridge Road. Turn south 4-5 blocks. High School is on east side of road.

### **Hesston MS: 100 N. Ridge Rd. Hesston, KS 67062**

From I-135, Exit 40 west to Ridge Road. Turn south 5-6 blocks. Middle School is south of High School.

### **Hesston College: 325 College Dr. Hesston, KS 67062**

From I-135, Exit 40 west to Ridge Road. Turn south completely through town. Turn west on Hickory to the west edge of town. Turn back to the north on last block in town. College gyms are about 4 blocks north. Use parking lot north of baseball field.

## **Hillsboro:**

If coming from the North on I-135 take exit 60 east 23 miles to Hillsboro. Gyms are on southeast side of town.

If coming from the south on I-135 take exit 33 Highway 50 east . Then approximately 12 miles to Hillsboro exit. Take left onto 13 mile road (also known as Indigo Rd). Heading north, it is 13 miles from the Hillsboro exit to Hillsboro. From the 4-way stop upon reaching Hillsboro, head east towards gyms on the southeast side of town.

### **Tabor College: 400 S. Jefferson Hillsboro, KS 67063**

Tabor is located on D street

### **Hillsboro High School: 500 E. Grand Hillsboro, KS 67063**

Hillsboro is a small town so anyone can tell you where gyms are. Tabor is located on D street and the high school is 2 blocks north of Tabor's main gym.

### **Hutchinson:**

**Hutchinson High School: 1401 N. Severence. Hutchinson, KS 67501** Coming from the north take Highway 61 exit 58 to Hutchinson. From south or east from I-35 take Exit 30 by the hospital. Take Highway 50 west to Hutchinson. Coming from the west follow Highway 50 to Hutchinson. If your coming from the east or the west turn North on Highway 61. From Highway 61 continue until 11<sup>th</sup> Avenue. Take 11<sup>th</sup> Avenue west to Severence. Turn north 1 block.

**South gym & HS 1 & 2** enter through new High School building on north side of street.

**North gym:** Just a little north of the Activity Center. Continue north on Severence until 14<sup>th</sup> St and gym is on the west side of the road.

**Hutchinson 7<sup>th</sup> Center: 210 E. Avenue A. Hutchinson, KS 67501** Follow directions to Hutchinson then follow Highway 61 to Avenue A. Go West on Avenue A. The address is 210 E. Avenue A and will be 2 blocks shy of Main St.

**Hutchinson 8<sup>th</sup> Center: 200 W. 14<sup>th</sup> Avenue Hutchinson, KS 67501.** Follow directions to Hutchinson and then follow Highway 61 to 11<sup>th</sup> St. turn left (west). Go to Main St. and go north to 14<sup>th</sup> St. Turn right.

### **Nickerson:** 2 gyms located at Nickerson HS: **305 S. Nickerson Street. Nickerson, KS 67561**

Follow directions to Hutchinson High School then go west on 11<sup>th</sup> to Main. Turn south on Main to 5<sup>th</sup> St. (Highway 96) then go west to Nickerson. In Nickerson, turn left at stoplight. Turn right at north edge of school. Gyms are behind school.

### **Lindsborg:**

From the north-take I-135 south to exit 78 follow Highway 4 for 4 miles SW into Lindsborg; both exits will lead you to North Harrison in Lindsborg. From the south, take exit 72 then turn West on Smokey Valley Rd. Then take a right on 14<sup>th</sup> Avenue which leads to the east side of town. From there, either turn on Lincoln to get to the HS or turn on Swenson to get to the College.

**Bethany College: 535ish N. Kansas. Lindsborg, KS 67456** Is in the northeast part of Lindsborg, turn west on Swenson-3 blocks to Bethany College-gyms are to the north. Park in 1<sup>st</sup> parking lot.

**Smoky Valley High School/Middle School: 401 N. Cedar, Lindsborg 67456** Is on west side of town, turn west on Lincoln through town to Cedar, north on Cedar about 4 blocks, school is on west side of street.

### **Maize:**

#### **Maize High School: 11600 W 45th St N. Maize, KS 67101**

From I-135 take 235 West. This exit is located on the north side of Wichita and is exit #11B. From 235 take exit 13, 96 West. This will take you towards Hutchinson. Go 8 miles on 96W and then take the Maize exit. After exiting 96 turn left under the overpass to 4 way stop and turn left at 4 way stop. You should now be heading south on Maize Road. Turn right at 45<sup>th</sup> Street North to get to MHS HS gym is about ½ mile west of Maize Road. At MHS do not park up front. You will be ticketed. Entrance is on east side of HS. Be aware of the one-way entrances to parking.

#### **Maize Middle School: 4600 N. Maize Rd. Maize, KS 67101**

Follow directions to Maize then go south on Maize Road for one mile, school is on the east side of the street.

#### **Maize South Middle School: 3701 N. Tyler , Wichita, KS 67205**

I-135 North or South, take exit 11B for I-235/96. Merge onto I-235 S. Take exit 13 for 96 West toward Valley Center/Hutchinson. Keep left at the fork to continue toward KS-96 W and merge onto KS-96W. Take the Ridge Rd. exit and turn left and head South on Ridge Road. Turn right at W 37<sup>th</sup> St. N. Turn left at N. Tyler Road. School is on your right when looking south. Use Middle School entrance to get to Middle School gyms.

#### **Maize South High School: 3701 N. Tyler, Wichita, KS 67205**

Same campus as Maize South Middle School. Use High School entrance to get to High School gym.

#### **Maize Central Elementary: 304 W Central St. Maize, KS 67101**

From US 54/Kellogg head north on Maize Rd. about 8 miles. Turn west onto Central Ave. in MAIZE (This will be the second Central Ave. which is 2 miles past Central Ave. Wichita).

From I-135 take 235 West. This exit is located on the north side of Wichita and is exit #11B. From 235 take exit 13, 96 West. This will take you towards Hutchinson. Go 8 miles on 96W and then take the Maize exit. After exiting 96 turn left under the overpass to 4 way stop and turn left at 4 way stop. You should now be heading south on Maize Road for approximately 1 mile to get to Central Ave. in Maize. Turn right and you will be at Central Elem.

### **Marion:**

#### **Marion Activity/Aquatic Center: 102 N. Thorpe St. – Two Courts at this facility – Marion, KS 66861**

Follow instructions to Hillsboro and then go east 9 miles either on Highway 56 or D Street in Hillsboro. D Street becomes Marion's Main Street. Stay on Main St., schools are on east side of town. School is at Main and N.Thorpe

**Marion Elementary School: 1400 E. Lawrence Marion, KS 66861**

follow instructions to Hillsboro and then go east 9 miles either on Highway 56 or D Street in Hillsboro. D Street becomes Marion's Main Street. Stay on Main St., schools are on east side of town. Elementary school is east of High School 6-8 blocks, turn left on Coble from Main, turn right on Lawrence or Denver-gym is on north side of school complex.

**Newton:**

3 gyms located in Newton. 1 at Bethel College, 1 at Newton HS, 1 at Lindley Hall.

Use the following exits off I-135 for the listed gyms: Exit 32 Lindley Hall. Exit 34 Bethel, Newton HS.

**Bethel College: 300 E 27th St Newton, KS 67114**

Exit 34 south on Main 2-3 blocks. School on east side of road.

**Newton HS 900 W. 12<sup>th</sup> Newton, KS 67114**

Exit 34 south on Main to 12<sup>th</sup> St. West on 12<sup>th</sup> high school on north side of road. Avoid construction in parking lot and use Boyd Avenue to west of high school to get to the north entrance of the school. Park in lot Northwest of the school. Use North entrance.

**Lindley Hall behind Santa Fe Middle School 130 W. Broadway Newton, KS 67114**

Exit 31 from the South and Exit 31 from the North, use roundabout, head west on Broadway. Cross Main Street 1 block. Santa Fe MS is on north side of road. Turn north on Poplar.

**Chisholm Middle School: 900 E. 1<sup>st</sup> Street Newton, KS 67114**

Exit 31 from North or South. From North exit, use roundabout and continue south on access road next to highway. Come to second roundabout, head west on 1<sup>st</sup> street, Chisholm will be on your right.

From South exit, use roundabout and head west on 1<sup>st</sup> Street, Chisholm will be on your right.

**Towanda:**

Same exits as El Dorado, Towanda is 5-6 miles west of El Dorado just off of 254. From 135 on 254 heading towards El Dorado, take River Valley Rd to Towanda and East thru town.

***Circle HS: 905 Main Street Towanda, KS 67144***

From El Dorado to Towanda take 254 West to Ohio St Exit. Look for Towanda sign, take right on to Main St and head West to school. HS on South side of road. A little tricky exit here.

**Valley Center: There are 4 gyms being used in Valley Center. 2 at Valley Center Middle School (**737 N. Meridian Avenue**) and 2 at Valley Center High School (**800 N. Meridian Avenue**). **Valley Center, KS 67147****

For all gyms use exit #17 from I-135. Go west 2 miles, at 4 way stop at Meridian turn north. Valley Center Middle School is on the left and Valley Center High School is on the right 2-3 blocks.

## **Wichita:**

### **Bishop Carroll High School: 8101 W. Central Avenue. Wichita, KS 67212**

From I-135 take I-235 West-Exit #11B. Stay on 235 to Central St. exit-follow signs to Central-turn west on Central. BCBS is approximately 2 miles on the south side of the road Enter gyms on west side of school.

### **Farha Center: 3405 S. Meridian Wichita, KS 67217**

From US 54/ Kellogg travel south on I-235 to the S. Meridian exit, then turn North on S. Meridian to YMCA entrance, turn West, follow the long winding road to the Farha Center. (Farha Center is located to the West of the YMCA center, they are two different buildings)

### **Campus High School 2100 W. 55<sup>th</sup> St. South. Wichita, KS 67217**

I-135 North or South to 47<sup>th</sup> St South Exit. Go West on 47<sup>th</sup> Street 2 miles to South Meridian. Go South on Meridian 1 mile. East on 55<sup>th</sup> Street South to gym parking lot.

### **Haysville Middle School: 900 W Grand Avenue. Haysville, KS 67060**

I-135 North or South to 47<sup>th</sup> Street South exit, west on 47<sup>th</sup> Street 2 miles to South Meridian. South on Meridian 3 miles. East on Grand Avenue (71<sup>st</sup> Street South) ½ mile. Haysville MS is on the north side of the street.

### **Haysville West Middle School: 1956 W. Grand Ave. Haysville, KS 67060**

I-35 North or South to the Haysville Exit, West on 71<sup>st</sup> St. (Grand Ave.) approximately 4 miles past S. Meridian Avenue, Haysville West Middle School will be on the North side.

I-135 South continue on to I-35 to the Haysville Exit, West on 71<sup>st</sup> St. (Grand Ave.) approximately 4 miles past S. Meridian Avenue. Haysville West Middle School will be on the North side.

### **Wichita East High School: 2301 E. Douglas Avenue. Wichita, KS 67211**

From the South: Heading North on I-135 take 2<sup>nd</sup> street exit- Exit 6B- toward 1<sup>st</sup> St. Turn Right onto E 1<sup>st</sup> St. North. Turn Right onto No. Ash St. Turn left onto E Douglas Ave.

From the North: Heading South Take the 2<sup>nd</sup> street exit- Exit 6C- toward 1<sup>st</sup> St. Turn Left onto E. 1<sup>st</sup> St. N. turn Right onto North. Ash St. turn Left onto E Douglas Ave.

### **Wichita State University: Off of 21<sup>st</sup> Street and Hillside, Wichita KS 67620**

From either North or South on I-135; take Exit 9 for 21<sup>st</sup> Street. Head east on 21<sup>st</sup> and then take a right on Hillside heading south. Gym and campus will be on your left and turn into the large parking area to access gym.