

2010 Summer Kickoff
June 11-13, 2010
11/12th Grade Boys

Pool A	W	L	Pool B	W	L	Pool C	W	L
1. KS Players			5. OK Explosion			9. Kansas Redhawks		
2. MN Gamblers Last Grass Roots			6. SA Elite – Team USA			10. Louisiana Warriors		
3. Emporia Prime Time			7. Wichita Swish			11. Kansas Stacked		
4. Denco - OK			8. Iowa Thunder			12. KS Patriots		

Pool D	W	L	Pool E	W	L	Pool F	W	L
13. Junction City			17. KC Legacy			21. Colorado Springs Jags		
14. Kansas Select 17			18. Wichita T-Wolves			22. Servants OK Horton		
15. KC Premiere Select			19. Team KS			23. Razzle Dazzlers of Fantazz Magazzles		
16. GC Buffs 1			20. Red Raiders - KS			24. Lee's Summit Bomb Squad		

Pool G	W	L	Pool H	W	L	Pool I	W	L
25. Memphis Trailblazers			29. Respect – OK	I		33. KC Inferno		
26. Servants OK Black			30. Kansas Select 16	I		34. OKC Heat		
27. Kansas Warriors			31. Dodge City Demons	I		35. Andover Trojans		
28. Kansas Suns			32. TX – Overtime Select		III	36. NHHS Small Town Ballers		

Pool J	W	L	Pool K	W	L	Pool L	W	L
37. GC Mavericks – KS			41. Newton Railers			45. Lansing Lions		
38. Goddard – KS			42. Lakin Blue Devils			46. Augusta Orioles		
39. CC Collision			43. KC Lightning			47. SCC Titans – KS		
40. Boondock Saints - KS			44. Nowata Ironmen - OK			48. Burlingame		

Pool M	W	L	Pool N	W	L	Pool O	W	L
49. Wamego Raiders			53. Washington County			57. GC Buffs – 2		
50. South Gray Rebels			54. Stockton Tigers			58. Haven		
51. Waverly Young Guns			55. Elbing – KS			59. Herrington		
52. Rose Hill			56. G-Wolves - KS			60. Attica Finishers		

Pool P	W	L
61. Ulysses Tigers		
62. Nickerson		
63. Santa Fe Trail Chargers		
64. Oklahoma Hawks Elite		

Games played at Hutchinson High School, Hutchinson Elem, and Nickerson High School

The top 2 teams in pools A-H to Bracket A. Others to Bracket B.

The top 2 teams in pools I-P to Bracket B. Others to Bracket C.

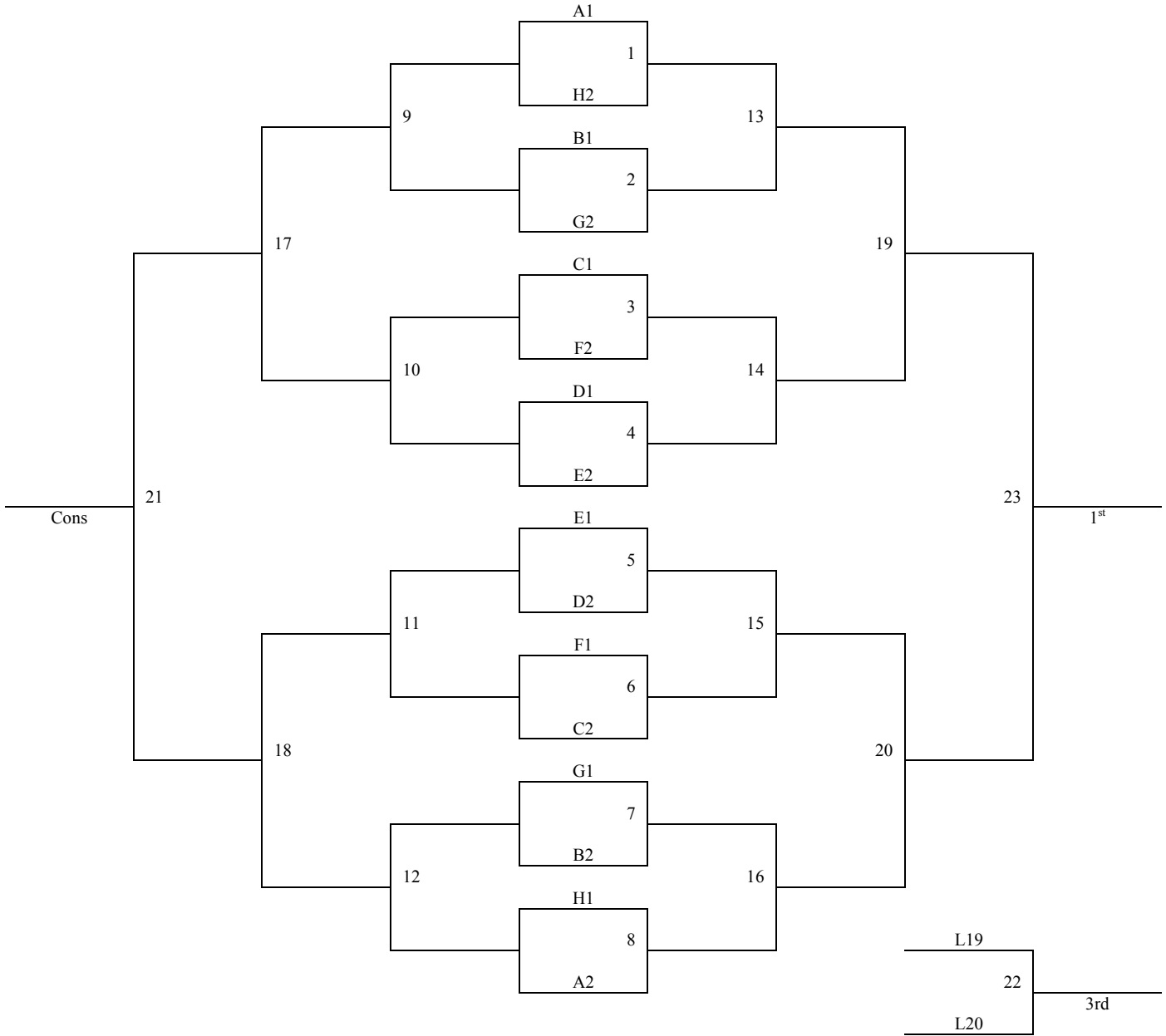
**2010 Summer Kickoff
June 11-13, 2010
11/12th Grade Boys**

Friday	Hutch HS 1	Hutch HS 2	Hutch HS S.	Hutch HS N.	Hutch 8th	Hutch 7th	Nick HS 1	Nick HS 2
3:15	17-18	19-20	58-60	57-59	41-42	5-7	46-48	39-40
4:20	33-35	34-36	53-54	55-56	43-44	13-14	45-47	37-38
5:25	17-19	18-20	57-58	59-60	30-31	21-23	49-51	50-52
6:30	33-34	35-36	1-3	9-11	5-6	7-8	29-32	45-46
7:35	17-20	18-19	13-15	14-16	41-43	42-44	37-39	47-48
8:40	33-36	34-35	27-28	10-12	49-50	51-52	38-40	30-32
9:45	1-2	3-4	15-16	61-62	63-64	6-8	25-26	29-31
Saturday	Hutch HS 1	Hutch HS 2	Hutch HS S.	Hutch HS N.	Hutch 8th	Hutch 7th	Nick HS 1	Nick HS 2
8:00	21-22	23-24	9-10	11-12	53-55	54-56	41-44	42-43
9:05	25-27	26-28	61-63	62-64	37-40	38-39	29-30	31-32
10:10	21-24	22-23	1-4	2-3	57-60	58-59	45-48	46-47
11:15	5-8	6-7	9-12	10-11	49-52	50-51	53-56	54-55
12:20	25-28	13-16	22-24	2-4	61-64	62-63	14-15	26-27
1:25	-	-	-	-	-	-	-	-
2:30	G25	G26	G28	G31	G34	G35	G37	G38
3:35	G24	G27	G29	G30	G32	G33	G36	G39
4:40	G71	G72	G73	G74	G75	G76	G77	G78
5:45	G1	G2	G3	G4	G5	G6	G7	G8
6:50	G40	G41	G42	G43	G44	G45	G46	G47
7:55	G48	G49	G50	G51	G52	G53	G54	G55
9:00	G79	G83	G80	G84	G81	G85	G82	G86
10:05	-	-	-	-	-	-	-	-
Sunday	Hutch HS 1	Hutch HS 2	Hutch HS S.	Hutch HS N.	Hutch 8th	Hutch 7th	Nick HS 1	Nick HS 2
8:00	G9	G10	G11	G12	-	-	-	-
9:05	G13	G14	G15	G16	-	-	G87	-
10:10	G56	G57	G58	G59	-	-	G88	-
11:15	G60	G61	G62	G63	-	-	G89	-
12:20	G19	G20	G17	G18	-	-	G90	-
1:25	G66	G67	G64	G65	-	-	G91	-
2:30	G23	G22	Open	G21	-	-	G92	-
3:35	G70	G69	Open	G68	-	-	G93	-
4:40								
5:45								
6:50								

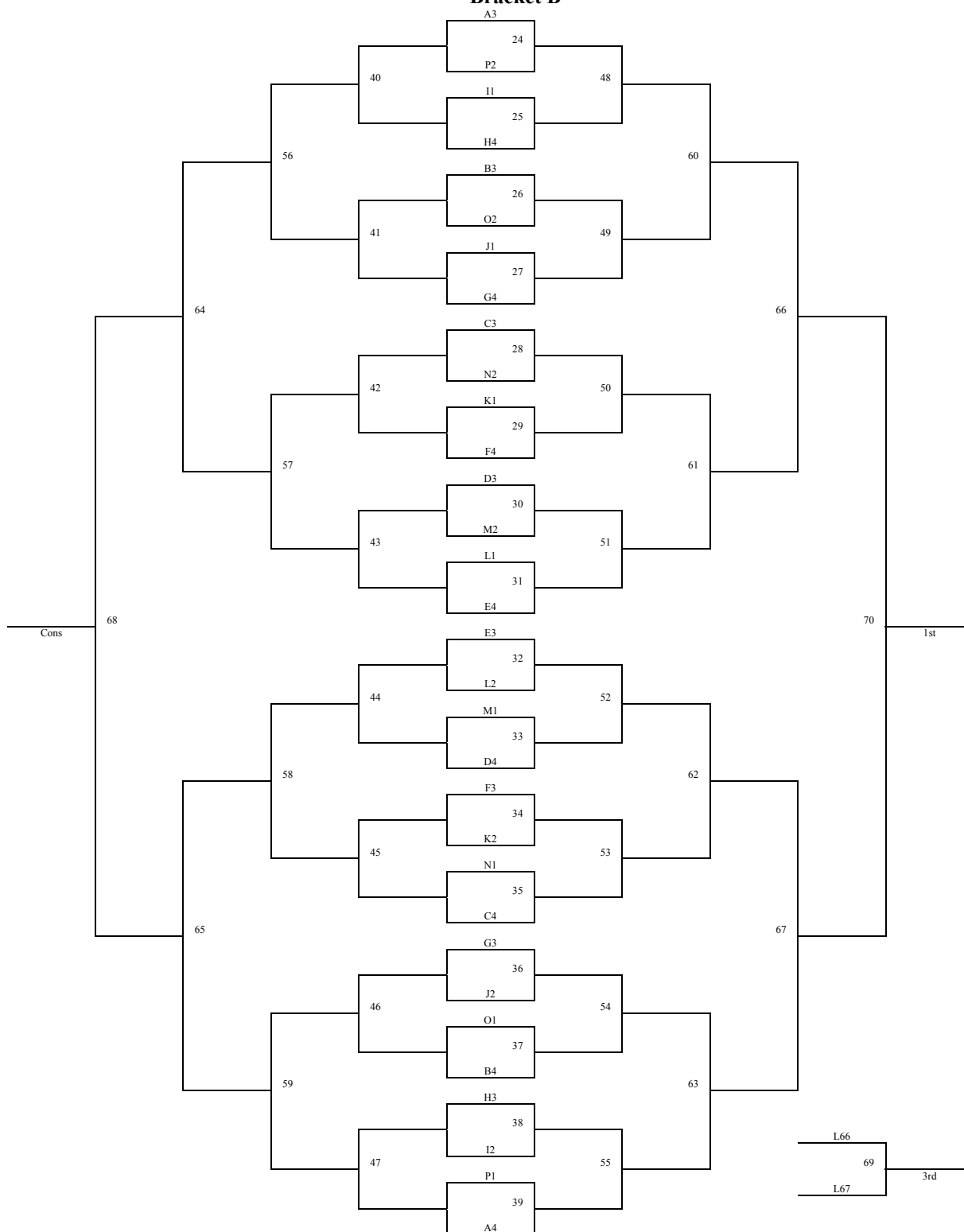
Hutch HS 1 and 2 = Hutchinson High School Courts 1 and 2 (Salt Hawk Center)
Hutch HS S. = Hutchinson High School South Gym (JV Gym)
Hutch HS N. = Hutchinson High School North Gym
Hutch 7th = Hutchinson 7th Grade Center
Hutch 8th = Hutchinson 8th Grade Center
Nick HS 1 and 2 = Nickerson High School Courts 1 and 2

**2010 Summer Kickoff
June 11-13, 2010
11/12th Grade Boys**

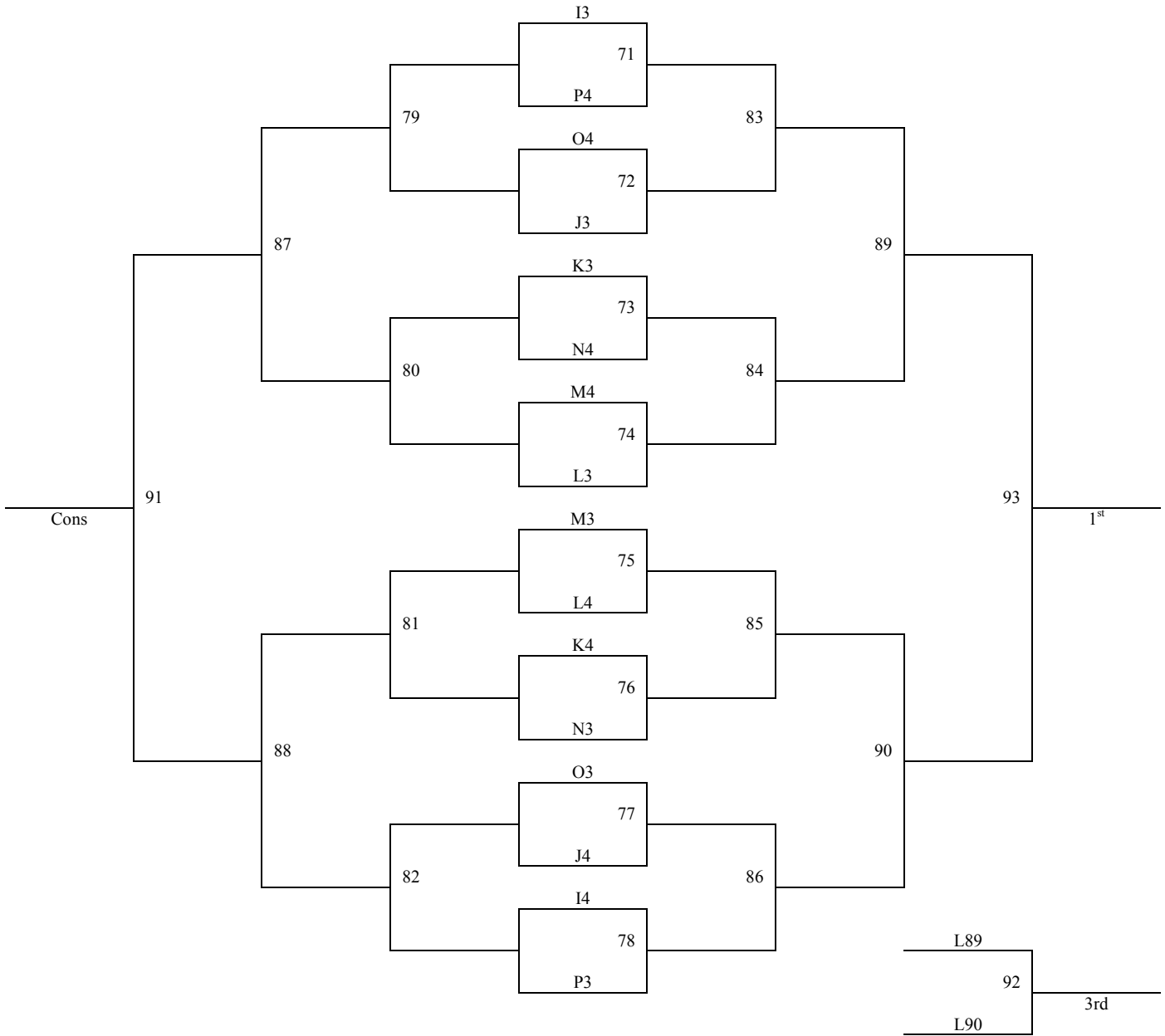
Bracket A



**2010 Summer Kickoff
June 11-13, 2010
11/12th Grade Boys
Bracket B**



**2010 Summer Kickoff
 June 11-13, 2010
 11/12th Grade Boys
 Bracket C**



**2010 Summer Kickoff
June 11-13, 2010**

11/12th Grade Girls

Pool A	W	L	Pool B	W	L	Pool C	W	L
1. Wichita Tigers			5. Western IA Express			9. KS Twisters		
2. CO Springs Lady Hawks			6. KS Dream Team			10. Ell - Saline		
3. OK - COS			7. Edmond OK Sparks			11. KS Komets - Smith		
4. NE - LATR			8. NE Cornhusker Shooting Stars			12. Goddard - KS		

Pool D	W	L	Pool E	W	L	Pool F	W	L
13. OKC Showtime			17. NE Lazars			21. CO Elite		
14. KS Comets - Henry			18. MO Firebirds			22. KS Bright Stars		
15. OK SCU Hoops 11 th			19. KS Twin Lakes Stars			23. OK K2A Sonics		
16. CO Springs Gold			20. OK SCU Air Hoops			24. Junction City Lady Jays		

Pool G	W	L	Pool H	W	L	Pool I	W	L
25. OK Respect			29. KS Tornadoes			33. Mac Lady Pups		
26. KS All Around Hoops			30. IA Lighting Black			34. Wichita East		
27. CO Springs Lady Magic			31. NM 4 Corners Spears			35. OK Ballerz Gold		
28. IA Lighting Scarlet			32. Tulsa Lady Jammers			36. KS BGC Hawks		

Pool J	W	L	Pool K	W	L	Pool L	W	L
37. Newton Railers			41. Gardner Blazers			45. Lyndon Lady Tigers 1		
38. Okeene OK Lady Whippets			42. SW KS Lady Hawks			46. Udall Flames		
39. AR Ice			43. Jefferson Co. North			47. Mid MO Lady Deuces		
40. Garden City Lady Hawks			44. Maize South Mavs			48. Neodesha		

Pool M	W	L	Pool N	W	L
49. OK High Plains Storm			53. IA Lighting Silver		
50. Derby			54. Wichita Wolfpack		
51. Topeka Aces			55. Clearwater Indians		
52. Wichita Aces			56. KS Lady Suns		
58. South Barber			57. Owasso OK Storm		

Games played at Andover High School, Andover Central High School, Wichita State University, Wichita East High School and Sunrise Christian School

The top 2 teams in pools A-H to bracket A. Others to Bracket B.
The top 2 teams in pools I-N to bracket B. Others to Bracket C.

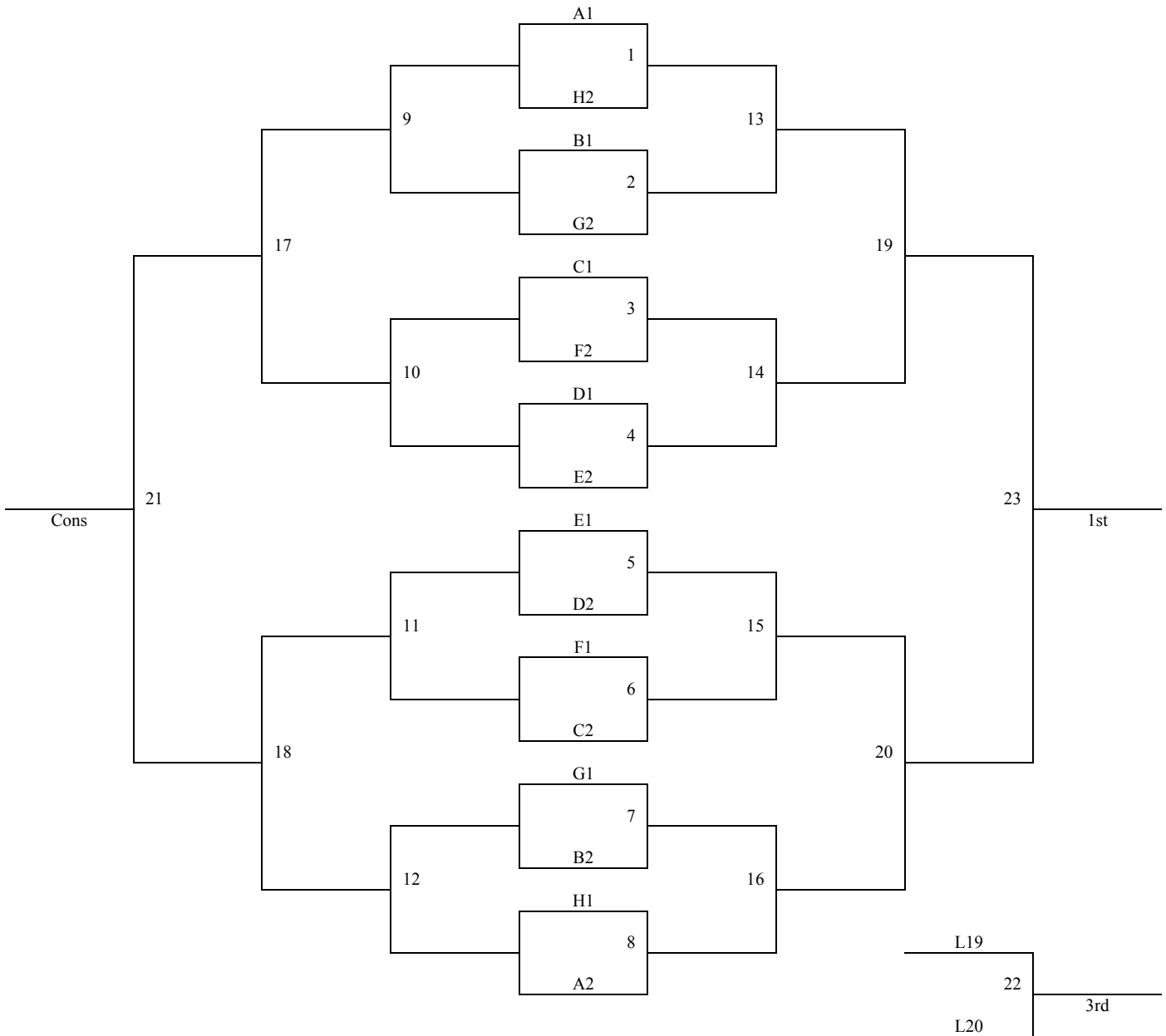
**2010 Summer Kickoff
June 11-13, 2010**

11/12th Grade Girls

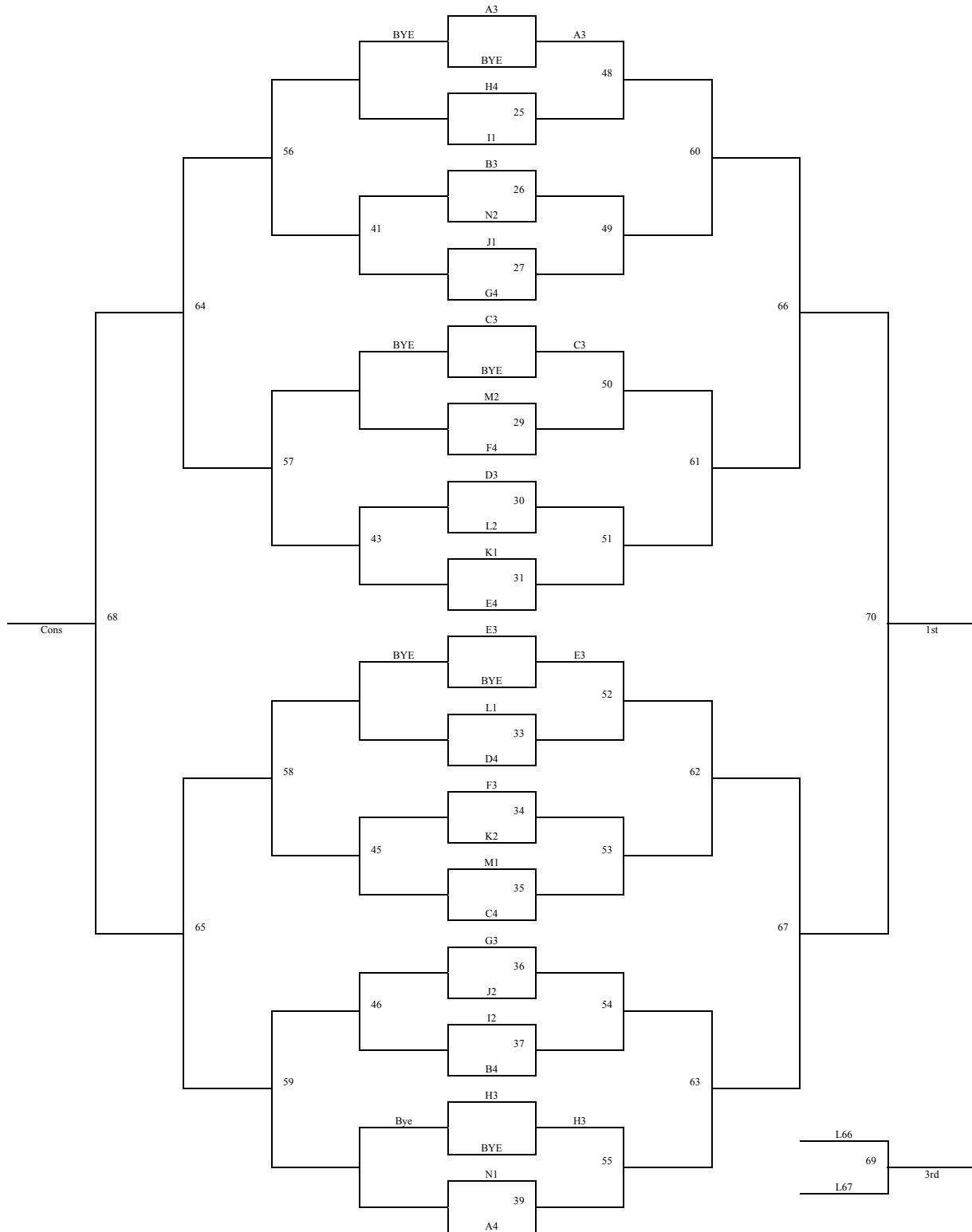
Friday	And HS 1	And HS 2	AC HS 1	AC HS 2	WSU 1	WSU 2	WSU 3	WE HS	Sunrise
12:00	-	-	-	-	-	-	-	-	-
1:05	-	-	-	-	-	-	-	-	-
2:10	-	-	-	-	-	-	-	-	-
3:15	-	-	53-54	55-56	45-46	47-48	37-38	41-42	1-2
4:20	-	-	49-50	51-52	33-34	35-36	39-40	43-44	3-4
5:25	-	-	5-6	7-8	13-14	45-47	46-48	17-18	9-10
6:30	-	-	53-55	54-57	15-16	21-22	23-24	19-20	11-12
7:35	-	-	49-51	50-58	25-26	27-28	37-39	29-30	45-48
8:40	-	-	54-56	53-57	41-43	42-44	38-40	31-32	46-47
9:45	33-35	34-36	50-52	49-58	1-3	2-4	5-7	6-8	-
Saturday	And HS 1	And HS 2	AC HS 1	AC HS 2	WSU 1	WSU 2	WSU 3	WE HS	Sunrise
8:00	-	-	9-11	10-12	13-15	14-16	17-19	18-20	21-23
9:05	-	-	49-52	51-58	25-27	26-28	41-44	42-43	22-24
10:10	-	-	53-56	55-57	29-31	30-32	1-4	5-8	37-40
11:15	-	-	50-51	52-58	9-12	34-35	2-3	6-7	38-39
12:20	17-20	18-19	54-55	56-57	10-11	13-16	14-15	21-24	33-36
1:25	-	-	30-31	-	25-28	26-27	29-32	22-23	-
2:30	-	-	-	-	-	-	-	-	-
3:35	G71	G72	G73	G74	G27	G76	G26	G29	G75
4:40	G31	G39	G37	G36	G35	G34	G25	G30	G33
5:45	G5	G6	G7	G8	G1	G2	G3	G4	-
6:50	G55	G77	G54	G79	G48	G45	G41	G49	G78
7:55	G43	G51	G46	G80	G82	G53	G52	G50	G81
9:00	G15	G11	G16	G12	G13	G9	G10	G14	-
10:05	-	-	-	-	-	-	-	-	-
Sunday	And HS 1	And HS 2	AC HS 1	AC HS 2	WSU 1	WSU 2	WSU 3	WE HS	Sunrise
8:00	-	-	G56	G57	G60	G61	G62	G63	-
9:05	-	-	G58	G59	G19	G17	G18	G64	-
10:10	-	-	G83	G84	G20	G66	G67	G65	-
11:15	-	-	G85	G86	G21	G69	-	G68	-
12:20	-	-	G87	-	G22	G70	-	-	-
1:25	-	-	G89	G88	G23	-	-	-	-
2:30	-	-	-	-	-	-	-	-	-
3:35	-	-	-	-	-	-	-	-	-
4:40	-	-	-	-	-	-	-	-	-
5:45	-	-	-	-	-	-	-	-	-
6:50	-	-	-	-	-	-	-	-	-

And HS 1-2 = Andover High School Courts 1 and 2
 AC HS 1-2 = Andover Central High School Courts 1 and 2
 WSU 1-3 = Wichita State University Courts 1-3
 WE HS = Wichita East High School
 Sunrise = Sunrise Christian School

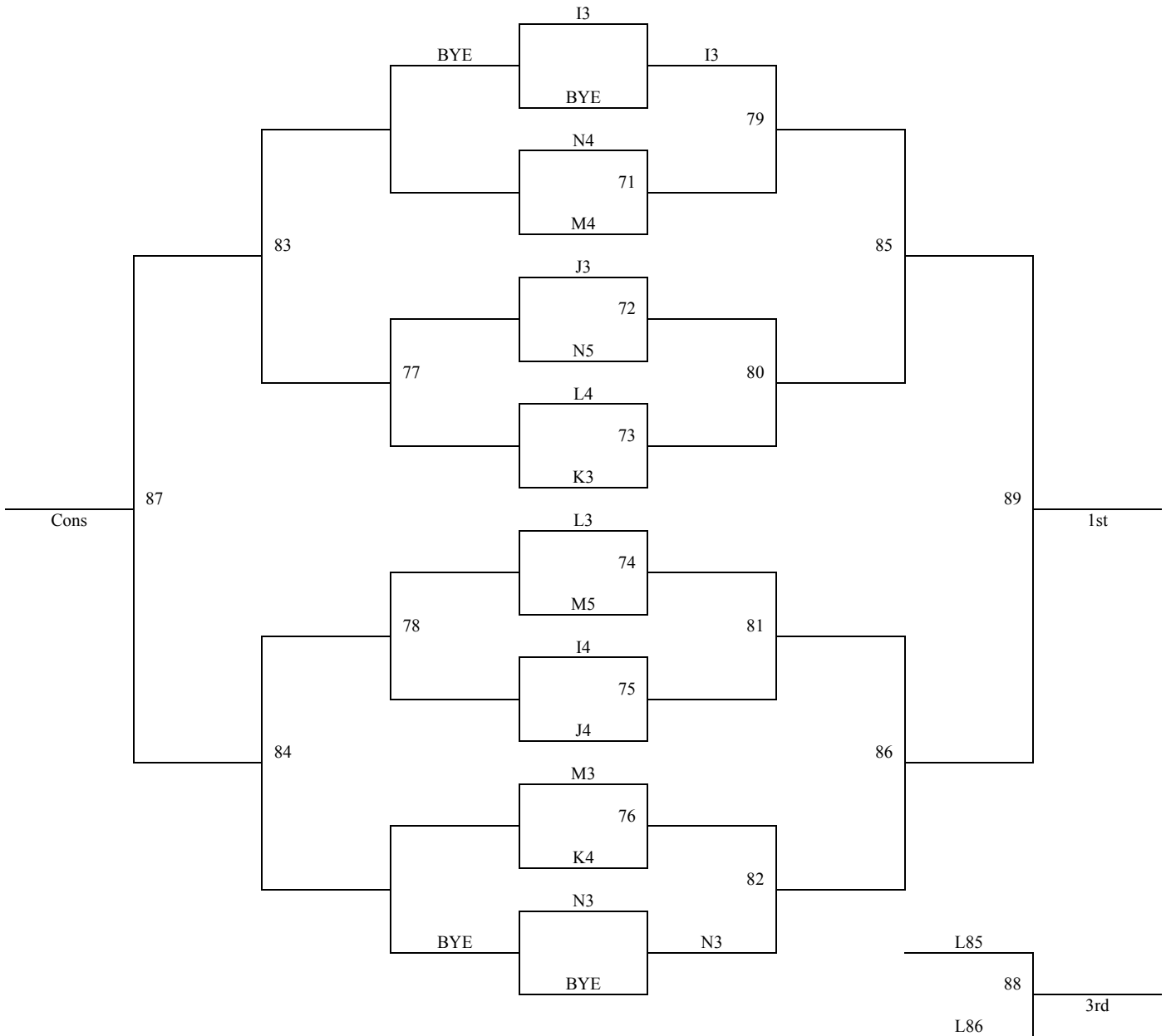
**2010 Summer Kickoff
June 11-13, 2010
11/12th Grade Girls
Bracket A**



**2010 Summer Kickoff
June 11-13, 2010
11/12th Grade Girls
Bracket B**



**2010 Summer Kickoff
June 11-13, 2010
11/12th Grade Girls
Bracket C**



Gym Directions 2010

PLEASE ALLOW PLENTY OF TRAVEL TIME TO YOUR FIRST GAME; ROAD CONSTRUCTION MAY SLOW DOWN TRAVEL.

Below are directions to our various playing sites for 2010. Kansas is a rural state, so remember some driving time is required. Allow time when locating your game site. If you have specific questions please do not hesitate to call our offices at 316-284-0354 and do not hesitate to ask local people for directions. All directions are from I-135 North & South from Wichita to Salina. There are shorter ways if you take smaller highways.

Andover:

Andover High School: 1744 N. Andover Rd. Andover, KS 67002

From the west take 21st St. out of Wichita east into Andover-to-Andover Road. Turn right (south) for 4 blocks and you will see the high school on the east side of the road.

From the north: take I-135 south to the 29th St./K-96 exit. Go east on K-96 bypass to 21st St., turn east (left) and go to Andover Road. Turn right (south) for 4 blocks and you will see it on the east side of the road.

Andover Central High School: 603 E. Central Andover, KS 67002

From the west: take Central St. out of Wichita into Andover. Go 2 blocks east of Andover Road and the school is on the south side of the street.

From the north: take I-135 south to the 29th St./K-96 exit. Go east on K-96 bypass to 21st St., turn east (left) and go to Andover Road. Turn right (south) and go 2 miles to central. Turn left (east) for 2 blocks and you will see the school on the south side of the road.

Augusta:

Augusta Middle School: 1001 State St. Augusta, KS 67010

From the west take 54 Highway into Augusta to State Street, turn left (north) for 2 blocks and you will see the school. Middle School gym entrance is on Clark St (south side).

Coming from the South take Kellogg exit from I35 (not turnpike). Go East 15 miles to Augusta on HW 54. Turn left on Osage street.(right before bridge) Then immediately right onto Main St. On Main look for Ohio St and turn north onto Ohio. The HS is on the East side of the road.

From KS Turnpike (I-35) take the El Dorado exit #71 and take 254 East towards Wichita, Towanda. Take the Ohio St exit South to Augusta.

Park on South side of school near FB stadium.

BEL AIRE:

Sunrise Christian Academy (Bel Aire, KS): 5500 E. 45th St. N, Bel Aire, KS 67220

From the North or South: Take I-135 to KS-254 exit 11A on the left to El Dorado. Take the 45th St. ramp to Hillside Ave. Turn slight onto E 45th N.

From El Dorado, Sunrise is 10-15 miles west and south of El Dorado. From 254 turn south on Exit 61, Woodlawn. South to 45th St. to Sunrise Christian Academy (underneath the water tower).

BENTON: (Circle Middle School)

Circle MS: 375 West SW 20th, Benton, KS 67017 (If map-questing, this gym is technically in BENTON)

If coming from the North on I-135: Take exit 14. Take a left on 61st ST leads to ramp for Hwy 254. Take HWY 254 to Benton exit. Turn South into town. Turn right at the first opportunity.

If coming from the South on I-135: Take exit 11A (Hwy 254). Take HWY 254 to Benton Exit. Turn South into town. Turn right at the first opportunity. Located on the far west side of Benton. Can see the school from HWY 254. New brick building.

CLEARWATER:

Clearwater High School: 1201 East Ross Avenue (off of 103 St south), Clearwater KS 67026

Coming from the South on I-135: Take exit **33** which is a few miles south of Wichita. Head west on 119th Street South also known as Hwy 53. Come to stop sign and take a right (heading north) onto Old Hwy 81 or Broadway Rd appx 2 miles. Then take a left on 103rd St South (Clearwater Rd) and head west approx. 9 miles and school will be on your left, the south side of the road.

Coming from the North on I-135. Continue through Wichita and take exit **39** onto Mead Dr. From there head west onto East 71st Street South. Take a left on Old 81 Hwy and head south until you reach 103rd street South and take a right to continue west until reaching the gym on the southside of the road.

El Dorado:

El Dorado HS/Rec. Center: 401 McCollum Rd. El Dorado, KS 67042

As you enter town on Central travel East to Main St. North on Main Street to the North edge of town. East on McCollum. If construction on McCollum, turn right one block south of McCollum. **PARK IN WEST PARKING LOT BY THE HIGH SCHOOL ENTRANCE.**

Butler County Community College: 901 South Haverhill Road. El Dorado KS 67042

As you enter town East on Central, take a right on Haverhill Road to head south. College will be on your right.

Halstead:

Halstead Middle School(2 Gyms)-Halstead High School (2 Gyms)- Same Campus 521 W. 6th, Halstead, KS 67056

4 Gyms located in Halstead.

Take Highway 50 exit west from I-135. Take the Halstead exit by the cemetery. This road becomes Halstead Main Street. Stay on Main until 4 way stop. Turn West on 6th St. at the 4 way stop. You will see the schools on the south side of the road.

Hesston:

Hesston HS: 200 N. Ridge Rd. Hesston, KS 67062

From I-135, Exit 40 west to Ridge Road. Turn south 4-5 blocks. High School is on east side of road.

Hesston MS: 100 N. Ridge Rd. Hesston, KS 67062

From I-135, Exit 40 west to Ridge Road. Turn south 5-6 blocks. Middle School is south of High School.

Hesston College: 325 College Dr. Hesston, KS 67062

From I-135, Exit 40 west to Ridge Road. Turn south completely through town. Turn west on Hickory to the west edge of town. Turn back to the north on last block in town. College gyms are about 4 blocks north. Use parking lot north of baseball field.

Hillsboro:

If coming from the North on I-135 take exit 60 east 23 miles to Hillsboro. Gyms are on southeast side of town.

If coming from the south on I-135 take exit 33 Highway 50 east . Then approximately 12 miles to Hillsboro exit. Take left onto 13 mile road (also known as Indigo Rd). Heading north, it is 13 miles from the Hillsboro exit to Hillsboro. From the 4-way stop upon reaching Hillsboro, head east towards gyms on the southeast side of town.

Tabor College: 400 S. Jefferson Hillsboro, KS 67063

Tabor is located on D street

Hillsboro High School: 500 E. Grand Hillsboro, KS 67063

Hillsboro is a small town so anyone can tell you where gyms are. Tabor is located on D street and the high school is 2 blocks north of Tabor's main gym.

Hutchinson:

Hutchinson High School: 1401 N. Severence. Hutchinson, KS 67501 Coming from the north take Highway 61 exit 58 to Hutchinson. From south or east from I-35 take Exit 30 by the hospital. Take Highway 50 west to Hutchinson. Coming from the west follow Highway 50 to Hutchinson. If your coming from the east or the west turn North on Highway 61. From Highway 61 continue until 11th Avenue. Take 11th Avenue west to Severence. Turn north 1 block.

South gym & HS 1 & 2 enter through new High School building on north side of street.

North gym: Just a little north of the Activity Center. Continue north on Severence until 14th St and gym is on the west side of the road.

Hutchinson 7th Center: 210 E. Avenue A. Hutchinson, KS 67501 Follow directions to Hutchinson then follow Highway 61 to Avenue A. Go West on Avenue A. The address is 210 E. Avenue A and will be 2 blocks shy of Main St.

Hutchinson 8th Center: 200 W. 14th Avenue Hutchinson, KS 67501. Follow directions to Hutchinson and then follow Highway 61 to 11th St. turn left (west). Go to Main St. and go north to 14th St. Turn right.

Nickerson: 2 gyms located at Nickerson HS: **305 S. Nickerson Street. Nickerson, KS 67561**

Follow directions to Hutchinson High School then go west on 11th to Main. Turn south on Main to 5th St. (Highway 96) then go west to Nickerson. In Nickerson, turn left at stoplight. Turn right at north edge of school. Gyms are behind school.

Lindsborg:

From the north-take I-135 south to exit 78 follow Highway 4 for 4 miles SW into Lindsborg; both exits will lead you to North Harrison in Lindsborg. From the south, take exit 72 then turn West on Smokey Valley Rd. Then take a right on 14th Avenue which leads to the east side of town. From there, either turn on Lincoln to get to the HS or turn on Swenson to get to the College.

Bethany College: 535ish N. Kansas. Lindsborg, KS 67456 Is in the northeast part of Lindsborg, turn west on Swenson-3 blocks to Bethany College-gyms are to the north. Park in 1st parking lot.

Smoky Valley High School/Middle School: 401 N. Cedar, Lindsborg 67456 Is on west side of town, turn west on Lincoln through town to Cedar, north on Cedar about 4 blocks, school is on west side of street.

Maize:

Maize High School: 11600 W 45th St N. Maize, KS 67101

From I-135 take 235 West. This exit is located on the north side of Wichita and is exit #11B. From 235 take exit 13, 96 West. This will take you towards Hutchinson. Go 8 miles on 96W and then take the Maize exit. After exiting 96 turn left under the overpass to 4 way stop and turn left at 4 way stop. You should now be heading south on Maize Road. Turn right at 45th Street North to get to MHS HS gym is about ½ mile west of Maize Road. At MHS do not park up front. You will be ticketed. Entrance is on east side of HS. Be aware of the one-way entrances to parking.

Maize Middle School: 4600 N. Maize Rd. Maize, KS 67101

Follow directions to Maize then go south on Maize Road for one mile, school is on the east side of the street.

Maize South Middle School: 3701 N. Tyler , Wichita, KS 67205

I-135 North or South, take exit 11B for I-235/96. Merge onto I-235 S. Take exit 13 for 96 West toward Valley Center/Hutchinson. Keep left at the fork to continue toward KS-96 W and merge onto KS-96W. Take the Ridge Rd. exit and turn left and head South on Ridge Road. Turn right at W 37th St. N. Turn left at N. Tyler Road. School is on your right when looking south. Use Middle School entrance to get to Middle School gyms.

Maize South High School: 3701 N. Tyler, Wichita, KS 67205

Same campus as Maize South Middle School. Use High School entrance to get to High School gym.

Maize Central Elementary: 304 W Central St. Maize, KS 67101

From US 54/Kellogg head north on Maize Rd. about 8 miles. Turn west onto Central Ave. in MAIZE (This will be the second Central Ave. which is 2 miles past Central Ave. Wichita).

From I-135 take 235 West. This exit is located on the north side of Wichita and is exit #11B. From 235 take exit 13, 96 West. This will take you towards Hutchinson. Go 8 miles on 96W and then take the Maize exit. After exiting 96 turn left under the overpass to 4 way stop and turn left at 4 way stop. You should now be heading south on Maize Road for approximately 1 mile to get to Central Ave. in Maize. Turn right and you will be at Central Elem.

Marion:

Marion Activity/Aquatic Center: 102 N. Thorpe St. – Two Courts at this facility – Marion, KS 66861

Follow instructions to Hillsboro and then go east 9 miles either on Highway 56 or D Street in Hillsboro. D Street becomes Marion's Main Street. Stay on Main St., schools are on east side of town. School is at Main and N.Thorpe

Marion Elementary School: 1400 E. Lawrence Marion, KS 66861

Follow instructions to Hillsboro and then go east 9 miles either on Highway 56 or D Street in Hillsboro. D Street becomes Marion's Main Street. Stay on Main St., schools are on east side of town. Elementary school is east of High School 6-8 blocks, turn left on Coble from Main, turn right on Lawrence or Denver-gym is on north side of school complex.

Newton:

3 gyms located in Newton. 1 at Bethel College, 1 at Newton HS, 1 at Lindley Hall.

Use the following exits off I-135 for the listed gyms: Exit 32 Lindley Hall. Exit 34 Bethel, Newton HS.

Bethel College: 300 E 27th St Newton, KS 67114

Exit 34 south on Main 2-3 blocks. School on east side of road.

Newton HS 900 W. 12th Newton, KS 67114

Exit 34 south on Main to 12th St. West on 12th high school on north side of road. Avoid construction in parking lot and use Boyd Avenue to west of high school to get to the north entrance of the school. Park in lot Northwest of the school. Use North entrance.

Lindley Hall behind Santa Fe Middle School 130 W. Broadway Newton, KS 67114

Exit 31 from the South and Exit 31 from the North, use roundabout, head west on Broadway. Cross Main Street 1 block. Santa Fe MS is on north side of road. Turn north on Poplar.

Chisholm Middle School: 900 E. 1st Street Newton, KS 67114

Exit 31 from North or South. From North exit, use roundabout and continue south on access road next to highway.

Come to second roundabout, head west on 1st street, Chisholm will be on your right.

From South exit, use roundabout and head west on 1st Street, Chisholm will be on your right.

Towanda:

Same exits as El Dorado, Towanda is 5-6 miles west of El Dorado just off of 254. From 135 on 254 heading towards El Dorado, take River Valley Rd to Towanda and East thru town.

Circle HS: 905 Main Street Towanda, KS 67144

From El Dorado to Towanda take 254 West to Ohio St Exit. Look for Towanda sign, take right on to Main St and head West to school. HS on South side of road. A little tricky exit here.

Valley Center: There are 4 gyms being used in Valley Center. 2 at Valley Center Middle School (**737 N. Meridian Avenue**) and 2 at Valley Center High School (**800 N. Meridian Avenue**). **Valley Center, KS 67147**

For all gyms use exit #17 from I-135. Go west 2 miles, at 4 way stop at Meridian turn north. Valley Center Middle School is on the left and Valley Center High School is on the right 2-3 blocks.

Wichita:

Bishop Carroll High School: 8101 W. Central Avenue. Wichita, KS 67212

From I-135 take I-235 West-Exit #11B. Stay on 235 to Central St. exit-follow signs to Central-turn west on Central. BCHS is approximately 2 miles on the south side of the road Enter gyms on west side of school.

Farha Center: 3405 S. Meridian Wichita, KS 67217

From US 54/ Kellogg travel south on I-235 to the S. Meridian exit, then turn North on S. Meridian to YMCA entrance, turn West, follow the long winding road to the Farha Center. (Farha Center is located to the West of the YMCA center, they are two different buildings)

Campus High School 2100 W. 55th St. South. Wichita, KS 67217

I-135 North or South to 47th St South Exit. Go West on 47th Street 2 miles to South Meridian. Go South on Meridian 1 mile. East on 55th Street South to gym parking lot.

Haysville Middle School: 900 W Grand Avenue. Haysville, KS 67060

I-135 North or South to 47th Street South exit, west on 47th Street 2 miles to South Meridian. South on Meridian 3 miles. East on Grand Avenue (71st Street South) ½ mile. Haysville MS is on the north side of the street.

Haysville West Middle School: 1956 W. Grand Ave. Haysville, KS 67060

I-35 North or South to the Haysville Exit, West on 71st St. (Grand Ave.) approximately 4 miles past S. Meridian Avenue, Haysville West Middle School will be on the North side.

I-135 South continue on to I-35 to the Haysville Exit, West on 71st St. (Grand Ave.) approximately 4 miles past S. Meridian Avenue. Haysville West Middle School will be on the North side.

Wichita East High School: 2301 E. Douglas Avenue. Wichita, KS 67211

From the South: Heading North on I-135 take 2nd street exit- Exit 6B- toward 1st St. Turn Right onto E 1st St. North. Turn Right onto No. Ash St. Turn left onto E Douglas Ave.

From the North: Heading South Take the 2nd street exit- Exit 6C- toward 1st St. Turn Left onto E. 1st St. N. turn Right onto North. Ash St. turn Left onto E Douglas Ave.

Wichita State University: Off of 21st Street and Hillside, Wichita KS 67620

From either North or South on I-135; take Exit 9 for 21st Street. Head east on 21st and then take a right on Hillside heading south. Gym and campus will be on your left and turn into the large parking area to access gym.